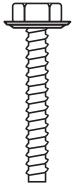



Resolite offers a complete line of fasteners, sealants and accessories for use in conjunction with Resolite FRP panels. These items may be ordered with FRP panels or independently. Many items are in stock for quick delivery. Contact Resolite Customer Service for availability.

Stainless Steel Self-Tapping Screws



Type "B"
14 threads
per inch

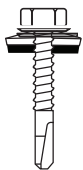
Type 'B' point is used to fasten Resolite panels to steel girts and purlins. These stainless steel fasteners come in various lengths and are 1/4" diameter. The standard fasteners come with a pre-assembled stainless steel backed neoprene washer in 3/411 (.729") diameter. A 5/8" diameter washer is available when required for certain profiles.



Type "A"
10 threads
per inch

A 1-1/8" diameter washer, designed for high wind and impact loads is also available. The fasteners are available in 300 series stainless steel. For extreme or unusual corrosion conditions, contact Resolite for special fastener availability.

Type 'A' point is similar to a 181 point fastener, except it is used to fasten Resolite panels to wood framing. The 'A' point can also be used to attach Resolite panels to pultruded FRP structural shapes.



**SX5
Self-Drill**

Stainless steel fasteners that bond and seal FRP to metal
Drill capacity: .0060- .157
Thickness is based on normal, single thickness purling/girt or multiple material thickness combined for total



**SX14
Self-Drill**

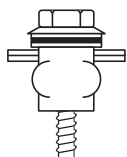
Stainless steel fasteners that bond and seal FRP to metal
Drill capacity: .157-.550
Thickness is based on normal, single thickness purling/girt or multiple material thickness combined for total



**SB-2 Side
lap fastener
(before
installation)**

SB-2 Side Lap Fastener

The SB-2 is a grommet type fastener used to fasten the side laps between two Resolite panels. They are also used to attach a flashing member to a Resolite panel in an area where there is no structural backing.



**SB-2 Side
lap fastener
(after
installation)**

The SB-2 has a stainless steel hex head machine screw with a neoprene sleeve, 3/8" diameter by 1 1/4" long. As the head is tightened, the grommet expands and provides an effective seal, as well as flexibility, for normal expansion and contraction.

Butyl Tape

Butyl tape is used to seal the side and end laps on opaque Resolite panels. It has an aggressive tack which assures positive positioning and maximum surface contact. It easily conforms to irregular joint areas and provides a tough durable corrosion resistant seal against ingress of water and dirt. Butyl tape is available in 50 ft. rolls 1/8" thick by 3/8" wide.

Clear Silicone Sealant

This clear sealant is used to seal the side and end laps on translucent Resolite panels. It is permanently pliable with good application characteristics. It is available in an 10 oz. spouted cartridge and coverage is approximately 25 lineal feet per cartridge using a 1/4" bead.

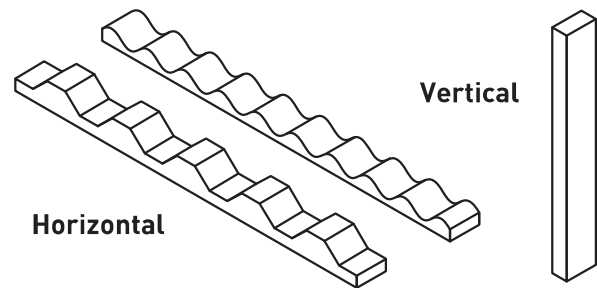
Closure Strips

To give a better appearance and weather tightness, configured E.P.D.M. composition closure strips are

recommended for sealing openings created at such areas as ridges, eaves, door openings, etc. They are available in both horizontal and vertical types for most Resolite profiles.

FRP Flashing

Resolite manufactures a complete line of FRP flashing to complement opaque and translucent Resolite FRP panels. Please consult pages 53-55 for typical details.



Fastener Guide

PROFILE	APPLICATION	FASTENER TO PURLING OR GIRT	SIDE LAP FASTENER	SEALANT SIDE & END LAPS
7.2 x 1.5" 7.2D x 1.75" 7 x 1.5" 7.2 Box Rib 4.2 x 1 - 1/16" 4 - 7/8 V - Beam 5.33 V - Beam	Roofing	Every low flute	12" on center	Butyl Tape Opaque panel Clear Silicone - translucent panel
	Siding		18" on center	Not required unless called for on project drawings or specifications
4 x 1/2" 4 x 1"	Roofing	Every other low	12" on center	Butyl Tape - used for opaque panel Clear Silicone - used for translucent panel
	Siding		18" on center	Not required unless called for on project drawings or specifications
2 - 1/2 x 1/2" 2.67 x 7/8"	Roofing	Every other high	12" on center	Butyl Tape Opaque panel Clear Silicone - translucent panel
	Siding		18" on center	Not required unless called for on project drawings or specifications
12 x 3" TraffordTile R-Panel	Roofing	Two every low (wide flute on support)	12" on center	Butyl Tape Opaque panel Clear Silicone - translucent panel
	Siding		18" on center	Not required unless called for on project drawings or specifications
6 x 2 - 1/8"	Deck	Every low	18" on center	Not required unless called for on project drawings or specifications

Notas

- All roof slopes are a minimum of 1: 12. For slopes less than 1: 12, contact Resolite Customer Service.
- The minimum end lap for roofing is 6" except for 6 x 2-1/8 deck. Butt ends of deck where possible.
- The minimum end lap for siding is 4".
- A #14 fastener with standard 3/4" (.729") diameter washer is used on all profiles except the following profiles which require a 5/8" washer: 4.2 x 1-1/16, 4-7/8 V-beam, 2-1/2 x 1/2" and 2.67 x 7/8" profiles.
- For fastening guidelines for unusual or extreme loading conditions, contact Resolite Customer Service.